

**INDEPENDENT AUDITORS' REPORT****To the Board of Directors of IndoStar Capital Finance Limited**

We have audited the accompanying interim consolidated financial statements of IndoStar Capital Finance Limited ("the Company") and its subsidiaries (collectively the "Group"), which comprise the interim consolidated Balance Sheet as at September 30, 2017, and the interim consolidated Statement of Profit and Loss and interim consolidated Cash Flow Statement for the six months period then ended, and a summary of significant accounting policies and other explanatory information.

**Management's Responsibility for the interim consolidated financial statements**

The Company's Board of Directors is responsible for the preparation of these interim consolidated financial statements that give a true and fair view of the consolidated financial position, consolidated financial performance and consolidated cash flows of the Group in accordance with accounting principles generally accepted in India, including the Accounting Standards specified under section 133 of the Companies Act, 2013 (the "Act"), read with relevant rules issued thereunder. The respective Board of Directors of the companies included in the Group is also responsible for maintenance of adequate accounting records in accordance with the provisions of the Act for safeguarding of the assets of the Group and for preventing and detecting frauds and other irregularities; selection and application of appropriate accounting policies; making judgments and estimates that are reasonable and prudent; and the design, implementation and maintenance of adequate internal financial controls that were operating effectively for ensuring the accuracy and completeness of the accounting records, relevant to the preparation and presentation of the interim consolidated financial statements that give a true and fair view and are free from material misstatement, whether due to fraud or error.

**Auditors' Responsibility on the interim consolidated financial statements**

Our responsibility is to express an opinion on these interim consolidated financial statements based on our audit. We conducted our audit in accordance with the Standards on Auditing, issued by the Institute of Chartered Accountants of India, as specified under Section 143(10) of the Act. Those Standards require that we comply with ethical requirements and plan and perform the audit to obtain reasonable assurance about whether the interim consolidated financial statements are free from material misstatement.

An audit involves performing procedures to obtain audit evidence about the amounts and disclosures in the interim consolidated financial statements. The procedures selected depend on the auditor's judgment, including the assessment of the risks of material misstatement of the interim consolidated financial statements, whether due to fraud or error. In making those risk assessments, the auditor considers internal financial controls relevant to the Group's preparation of the interim consolidated financial statements that give a true and fair view in order to design audit procedures that are appropriate in the circumstances but not for the purpose of expressing an opinion on whether the Company has in place an adequate internal financial controls system over financial reporting and the effectiveness of such controls. An audit also includes evaluating the appropriateness of accounting policies used and the reasonableness of the accounting estimates made by the Company's Directors, as well as evaluating the overall presentation of the interim consolidated financial statements. We believe that the audit evidence we have obtained is sufficient and appropriate to provide a basis for our audit opinion on the interim consolidated financial statements.

**Opinion**

In our opinion and to the best of our information and according to the explanations given to us, the accompanying interim consolidated financial statements give a true and fair view in accordance with



# **S.R. BATLIBOI & CO. LLP**

Chartered Accountants

Accounting Standard (AS) 25 specified under section 133 of the Act, read with relevant rules issued thereunder:

- (a) in the case of the interim consolidated Balance Sheet, of the state of affairs of the Group as at September 30, 2017;
- (b) in the case of the interim consolidated Statement of Profit and Loss, of the profit for the six months period ended on that date; and
- (c) in the case of the interim consolidated Cash Flow Statement, of the cash flows for the six months period ended on that date.

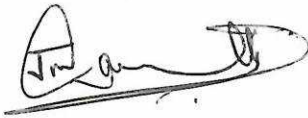
## **Other matters - restriction of use**

The accompanying interim consolidated financial statements have been prepared, and this report thereon issued, solely for the purpose of preparation of the restated consolidated summary financial statements by the management of the Company and our examination report to be issued thereon, as required under the Securities and Exchange Board of India (Issue of Capital and Disclosure Requirements) Regulations, 2009. Accordingly, this report should not be used, referred to or distributed for any other purpose without our prior written consent.

For **S.R. Batliboi & CO. LLP**

Chartered Accountants

ICAI Firm Registration Number: 301003E/E300005



---

per **Jayesh Gandhi**

Partner

Membership Number: 037924

Place of Signature: Mumbai

Date: February 05, 2018

**INDOSTAR CAPITAL FINANCE LIMITED**  
**CONSOLIDATED BALANCE SHEET AS AT SEPTEMBER 30, 2017**

(Amount in Rupees)

Particulars	Note No.	As at September 30, 2017	As at March 31, 2017
<b>I. Equity and Liabilities</b>			
<b>(1) Shareholders' funds</b>			
(a) Share capital	3	78,67,92,590	78,36,17,990
(b) Reserves and surplus	4	19,44,51,55,742	18,24,39,22,529
		<b>20,23,19,48,332</b>	<b>19,02,75,40,519</b>
<b>(2) Non-current liabilities</b>			
(a) Long-term borrowings	5	12,33,56,05,624	19,10,61,20,313
(b) Other Long term liabilities	6	4,90,78,058	7,23,70,201
(c) Long term provisions	7	30,54,88,429	26,94,81,205
		<b>12,69,01,72,111</b>	<b>19,44,79,71,719</b>
<b>(3) Current liabilities</b>			
(a) Short-term borrowings	8	10,43,35,77,485	7,86,55,05,788
(b) Trade payables (Refer note 28)			
(i) Dues to Micro, Small and Medium enterprises	28	-	-
(ii) Others		1,93,17,314	5,28,41,821
(c) Other current liabilities	6	10,34,89,53,895	8,33,74,74,840
(d) Short-term provisions	7	18,05,78,636	15,63,55,497
		<b>20,98,24,27,330</b>	<b>16,41,21,77,946</b>
<b>Total</b>		<b>53,90,45,47,773</b>	<b>54,88,76,90,184</b>
<b>II. Assets</b>			
<b>(1) Non-current assets</b>			
(a) Fixed assets	9		
(i) Property, Plant and Equipment		6,66,95,002	6,92,19,952
(ii) Intangible assets		1,40,23,794	1,87,92,388
(iii) Capital work in progress		3,00,72,938	-
(b) Non-current investments	10	37,08,86,419	63,03,11,205
(c) Deferred tax assets (net)	11	17,14,19,231	16,36,46,726
(d) Long term loans and advances	12	35,42,41,41,274	39,33,09,07,722
		<b>36,07,72,38,658</b>	<b>40,21,28,77,993</b>
<b>(2) Current assets</b>			
(a) Cash and bank balances	14	68,95,81,055	65,12,98,742
(b) Current investments	15	6,98,55,24,954	1,23,93,71,782
(c) Short-term loans and advances	12	9,57,31,21,963	12,27,53,51,589
(d) Other current assets	13	57,90,81,143	50,87,90,078
		<b>17,82,73,09,115</b>	<b>14,67,48,12,191</b>
<b>Total</b>		<b>53,90,45,47,773</b>	<b>54,88,76,90,184</b>

Significant Accounting Policies

2.1

The notes referred to above form an integral part of the financial statements.

As per our report of even date

For S R Batliboi & Co LLP

ICAI Firm Registration No. 301003E/E300005

Chartered Accountants

per Jayesh Gandhi

Partner

Membership No. 037924



For and on behalf of the Board of Directors of  
IndoStar Capital Finance Limited

R. Sridhar

Executive Vice-Chairman & CEO  
DIN: 00136697

Dhanpal Jhaveri

Chairman  
DIN: 02018124

Pankaj Thapar

Chief Financial Officer

Jitendra Bhatt

Company Secretary

Place: Mumbai

Date: February 05, 2018

Place: Mumbai

Date: February 05, 2018



**INDOSTAR CAPITAL FINANCE LIMITED**  
**CONSOLIDATED STATEMENT OF PROFIT AND LOSS FOR THE HALF YEAR ENDED SEPTEMBER 30, 2017**

(Amount in Rupees)

Particulars	Note No.	For the half year ended September 30, 2017
<b>Income</b>		
Revenue from operations	16	3,75,79,59,337
Other income	17	4,04,47,981
<b>Total</b>		<b>3,79,84,07,318</b>
<b>Expenditure</b>		
Employee benefit expenses	18	35,08,33,664
Finance cost	19	1,51,23,80,473
Depreciation and amortisation	9	1,42,83,630
Other expenses	20	18,33,03,426
Provisions and write off	21	3,59,68,971
<b>Total</b>		<b>2,09,67,70,164</b>
<b>Profit before taxation</b>		<b>1,70,16,37,154</b>
<b>Provision for taxation</b>		
Current tax		60,50,01,745
Deferred tax		(77,72,505)
<b>Total tax expense</b>		<b>59,72,29,240</b>
<b>Net profit after taxes</b>		<b>1,10,44,07,914</b>
<b>Earnings per share</b>	22	
Basic (Rs.)		14.05
Diluted (Rs.)		12.67
Nominal value of equity share (Rs.)		10

Significant Accounting Policies

2.1

The notes referred to above form an integral part of the financial statements.

As per our report of even date

**For S R Batliboi & Co LLP**

ICAI Firm Registration No. 301003E/E300005

Chartered Accountants



per Jayesh Gandhi

Partner

Membership No. 037924



**For and on behalf of the Board of Directors of  
IndoStar Capital Finance Limited**



R. Sridhar

Executive Vice-Chairman & CEO

DIN: 00136697



Dhanpal Jhaveri

Chairman

DIN: 021018124



Pankaj Thapar

Chief Financial Officer



Jitendra Bhati

Company Secretary

Place: Mumbai

Date: February 05, 2018

Place: Mumbai

Date: February 05, 2018




**INDOSTAR CAPITAL FINANCE LIMITED**  
**CONSOLIDATED CASH FLOW STATEMENT FOR THE HALF YEAR ENDED SEPTEMBER 30, 2017**

(Amount in Rupees)

Particulars	For the half year ended September 30, 2017
<b>A. Cash flow from operating activities</b>	
Profit before taxes	1,70,16,37,154
Depreciation and amortisation	1,42,83,630
Provisions for non performing assets	5,04,00,999
Provisions for standard assets	(2,93,59,308)
Provision for gratuity	13,93,184
Provision for leave encashment	37,29,964
<b>Operating profit before working capital changes</b>	<b>1,74,20,85,623</b>
<b>Movements in working capital:</b>	
Increase in trade payables	(3,35,24,507)
Increase / (Decrease) in other liabilities	1,98,81,86,912
(Increase) / Decrease in loans and advances	6,60,89,96,069
(Increase) in other assets	(7,02,91,065)
<b>Cash generated from operations</b>	<b>10,23,54,53,032</b>
Direct taxes paid (net of refunds)	(57,09,36,217)
<b>Net cash flow from / used in operating activities (A)</b>	<b>9,66,45,16,815</b>
<b>B. Cash flows from investing activities</b>	
Purchase of fixed assets	(69,90,086)
Payments of capital work in progress	(3,00,72,938)
Repayments from Pass through certificates	52,20,42,287
Investment in Bonds (net)	(5,32,62,18,250)
Investments in Mutual Fund units (net)	(68,25,52,423)
<b>Net cash used in investing activities (B)</b>	<b>(5,52,37,91,410)</b>
<b>C. Cash Flows from financing activities</b>	
Proceeds from issue of equity share capital	31,74,600
Proceeds from Securities Premium on issue of equity share capital	9,68,25,300
Amount raised from short term borrowings	2,56,80,71,697
Term loans from banks (net)	(1,93,92,28,247)
Proceeds from non convertible debentures (NCDs) issued (net)	(4,83,12,86,442)
<b>Net cash from financing activities (C)</b>	<b>(4,10,24,43,092)</b>
<b>Net increase / (decrease) in cash and cash equivalents (A + B + C)</b>	<b>3,82,82,313</b>
<b>Cash and Cash Equivalents at the beginning of the period</b>	<b>57,12,98,742</b>
<b>Cash and Cash Equivalents at the end of the period</b>	<b>60,95,81,055</b>
<b>Components of Cash and Cash Equivalents</b>	<b>For the half year ended September 30, 2017</b>
<b>Cash and Cash Equivalents at the end of the period</b>	
i) Cash on hand	24,125
ii) Balances with scheduled banks in:	
Current accounts	43,19,56,930
Deposits with original maturity of less than three months	17,76,00,000
<b>Total cash and cash equivalents</b>	<b>60,95,81,055</b>

As per our report of even date

For S R Batliboi & Co LLP  
 ICAI Firm Registration No. 301003E/E300005  
 Chartered Accountants

per Jayesh Gandhi  
 Partner  
 Membership No. 037924



For and on behalf of the Board of Directors of  
 IndoStar Capital Finance Limited

R. Sridhar  
 Executive Vice-Chairman & CEO  
 DIN: 00136697

Dhanpal Jhaveri  
 Chairman  
 DIN: 02018124

Pankaj Thapar  
 Chief Financial Officer

Jitendra Bhati  
 Company Secretary

Place: Mumbai  
 Date: February 05, 2018

Place: Mumbai  
 Date: February 05, 2018



P2

**INDOSTAR CAPITAL FINANCE LIMITED**  
**NOTES FORMING PART OF THE CONSOLIDATED FINANCIAL STATEMENTS FOR THE HALF YEAR ENDED SEPTEMBER 30, 2017**

**1. Basis of preparation**

The Consolidated financial statements relates to M/s. IndoStar Capital Finance Limited (the 'Company' or 'ICFL') and its subsidiary companies (hereinafter collectively referred to as the 'Group'). The financial statements have been prepared in conformity with generally accepted accounting principles to comply in all material respects with the notified Accounting Standards ('AS') under provisions of the Companies Act, 2013 ('the Act'), read together with paragraph 7 of the Companies (Accounts) Rules 2014, Companies (Accounting Standards) Amendment Rules, 2016 and the directions issued by the Reserve Bank of India ('RBI') as applicable to a Non Banking Finance Company ('NBFC'). The financial statements have been prepared under the historical cost convention on an accrual basis. The accounting policies have been consistently applied by the group and are consistent with those used in the previous year. The complete financial statements have been prepared along with all disclosures.

**2. Basis of Consolidation**

- i. The financial statements of the subsidiary companies used in the consolidation are drawn up to the same reporting date as of the Company i.e. period ended September 30, 2017 and are prepared based on the accounting policies consistent with those used by the Company.
- ii. The financial statements of the group have been prepared in accordance with the AS 21- 'Consolidated Financial Statements' in consolidated financial statements, notified under the provisions of the Companies Act, 2013 (the 'Act') and other generally accepted accounting principles in India.
- iii. The consolidated financial statements have been prepared on the following basis :
  - 1 The financial statements of the Company and its subsidiary companies have been combined on a line-by-line basis by adding together like items of assets, liabilities, income and expenses. The intra-group balances and intra-group transactions have been fully eliminated except where losses are realised. The Consolidated Financial Statements are prepared using uniform accounting policies for like transactions and events in similar circumstances and necessary adjustments required for deviations, if any to the extent possible unless otherwise stated, are made in the Consolidated Financial Statements and are presented in the same manner as the Company's standalone financial statements.
  - 2 The excess of cost to the Company of its investments in the subsidiary companies over its share of equity of the subsidiary companies, at the dates on which the investments in the subsidiary companies are made, is recognised as 'Goodwill' being an asset in the consolidated financial statements. Alternatively, where the share of equity in the subsidiary companies as on the date of investment is in excess of cost of investment of the Company, it is recognised as 'Capital Reserve' and shown under the head 'Reserves and Surplus', in the consolidated financial statements.
  - 3 Minority interest, if any, in the net assets of consolidated subsidiaries consists of the amount of equity attributable to the minority shareholders at the dates on which investments are made by the Company in the subsidiary companies and further movements in their share in the equity, subsequent to the dates of investments as stated above.
- iv. The subsidiary companies IndoStar Asset Advisory Private Limited (IAAPL) and IndoStar Home Finance Private Limited (IHFPPL) are 100% subsidiaries of IndoStar Capital Finance Limited and same is considered for preparation of consolidated financial statements.

Particulars	Country of Incorporation	Proportion of ownership interest as at September 30, 2017	Proportion of ownership interest as at March 31, 2017	Financial Year ends on
IndoStar Asset Advisory Private Limited (IAAPL)	India	100%	100%	March 31
IndoStar Home Finance Private Limited (IHFPPL)	India	100%	100%	March 31

**2.1 Significant Accounting Policies**

**(a) Presentation and disclosure of financial statements**

The Company has classified all its assets / liabilities into current / non-current portion based on the time frame of twelve months from the date of financial statements. Accordingly, assets / liabilities expected to be realised / settled within twelve months from the date of financial statements are classified as current and other assets / liabilities are classified as non current.

**(b) Use of estimates**

The preparation of financial statements are in conformity with generally accepted accounting principles requires management to make estimates and assumptions that affect the reported amounts of assets and liabilities and disclosure of contingent liabilities at the date of the financial statements and the results of operations during the reporting period. Although these estimates are based upon management's best knowledge of current events and actions, actual results could differ from these estimates. Any revisions to the accounting estimates are recognised prospectively in the current and future years.

**(c) Property, Plant and Equipment /Intangible Assets, Depreciation/Amortisation and Impairment**

**Property, Plant and Equipment**

Property, Plant and Equipment (PPE) are stated at cost less accumulated depreciation and impairment losses, if any. Cost comprises the purchase price and any attributable cost of bringing the asset to its working condition for its intended use. Borrowing costs relating to acquisition of assets which takes substantial period of time to get ready for its intended use are also included to the extent they relate to the year till such assets are ready to be put to use. Any trade discounts and rebates are deducted in arriving at the purchase price.

Gains or losses arising from derecognition of PPE are measured as the difference between the net disposal proceeds and the carrying amount of the asset and are recognized in the Statement of Profit and Loss when the asset is derecognized.

**Depreciation on Property, Plant and Equipment**


Depreciation is provided on Straight Line Method ('SLM'), which reflects the management's estimate of the useful life of the respective assets. The estimated useful life used to provide depreciation are as follows:

Particulars	Estimated useful life by the Company	Useful life as prescribed by Schedule II of the Companies Act, 2013
Furniture and Fixtures	5 Years	10 Years
Office Equipments	5 Years	5 Years
Office Equipments - Mobiles	2 Years	5 Years
Computers	3 Years	3 Years
Servers and networks	5 Years	6 Years

Useful life of assets different from prescribed in Schedule II has been estimated by management and supported by technical assessment.

Leasehold improvement is amortised on Straight Line Method over the lease term.

Depreciation on assets acquired/sold during the year is recognised on a pro-rata basis to the Statement of profit and loss till the date of sale.



**INDOSTAR CAPITAL FINANCE LIMITED**  
**NOTES FORMING PART OF THE CONSOLIDATED FINANCIAL STATEMENTS FOR THE HALF YEAR ENDED SEPTEMBER 30, 2017**

**Intangible Assets /Amortisation**

Intangible assets acquired separately are measured on initial recognition at cost. Following initial recognition, intangible assets are carried at cost less accumulated amortisation. Intangible assets are amortised using the straight line method over a period of 3 years, which is the management's estimate of its useful life. The amortisation period and the amortisation method are reviewed at least at each financial year end. If the expected useful life of the asset is significantly different from previous estimates, the amortisation period is changed accordingly.

Gains or losses arising from the retirement or disposal of an intangible asset are determined as the difference between the net disposal proceeds and the carrying amount of the asset and recognised as income or expense in the Statement of profit and loss.

**Impairment of assets**

The carrying amount of assets is reviewed at each balance sheet date if there is any indication of impairment based on internal/external factors. An impairment loss is recognised wherever the carrying amount of an individual asset exceeds its recoverable amount. The recoverable amount is the greater of the assets, net selling price and value in use. In determining net selling price, recent market transactions are taken into account, if available. If no such transactions can be identified, an appropriate valuation model is used. In assessing value in use, the estimated future cash flows are discounted to their present value using a pre-tax discount rate that reflects current market assessments of the time value of money and risks specific to the asset.

After impairment, depreciation is provided on the revised carrying amount of the asset over its remaining useful life.

A previously recognised impairment loss is increased or reversed depending on changes in circumstances. However, the carrying value after reversal is not increased beyond the carrying value that would have prevailed by charging usual depreciation if there was no impairment.

**(d) Investments**

Investments intended to be held for not more than a year from the date on which such investments are made are classified as current investments. All other investments are classified as long term investments. On initial recognition, all investments are measured at cost. The cost comprises purchase price and directly attributable acquisition charges such as brokerage, fees and duties. Current investments are carried at lower of cost and fair value determined on an individual investment basis. Long-term investments are carried at cost. However, provision for diminution in value is made to recognise a decline, other than temporary, in the value of the investments. Unquoted investments in units of mutual funds are stated at net asset value. On disposal of an investment, the difference between its carrying amount and net disposal proceeds is charged or credited to the statement of profit and loss.

**(e) Provisioning / Write-off of assets**

Non performing loans are written off / provided as per the minimum provision required under the Master Direction - Non-Banking Financial Company - Systemically Important Non-Deposit taking Company and Deposit taking Company (Reserve Bank) Directions, 2016 dated September 01, 2016 ('RBI Master Directions, 2016'). Pursuant to the RBI Master Directions, 2016, the Company has revised its recognition norms of Non- Performing Assets (NPA) from 120 days to 90 days.

Provision on standard assets is made as per management estimates and is more than as specified in the RBI Master Directions, 2016.

**(f) Loans**

Loans are stated at the amount advanced and expenses recoverable, as reduced by the amounts received up to the balance sheet date.

**(g) Leases**

**Where the Company is the lessee**

Leases where the lessor effectively retains substantially all the risks and benefits of ownership of the leased term, are classified as operating leases. Operating lease payments are recognised as an expense in the Statement of profit and loss account on a straight-line basis over the lease term.

**(h) Foreign currency translation**

**Initial recognition**

Transactions in foreign currency entered into during the year/period are recorded at the exchange rates prevailing on the date of the transaction.

**Conversion**

Monetary assets and liabilities denominated in foreign currency are translated in to Rupees at exchange rate prevailing on the date of the Balance Sheet.

**Exchange differences**

All exchange differences are dealt with in the Statement of profit and loss account.

**(i) Revenue recognition**

Revenue is recognised to the extent that it is probable that the economic benefits will flow to the Company and the revenue can be reliably measured.

- i. Income from financing and investing activities is recognised on accrual basis, except in case of income on non-performing assets, which is recognised on receipt basis.
- ii. Interest income on fixed income debt instruments such as certificate of deposits, non-convertible debentures and commercial papers are recognised on a time proportion basis taking into account the amount outstanding and the effective rate applicable. Discount, if any, is recognised on a time proportion basis over the tenure of the securities.
- iii. Interest income on fixed deposits is recognised on a time proportion basis taking into account the amount outstanding and the rate applicable.
- iv. Interest income on loan portfolio buyout is recognised on accrual basis at the agreed rate of interest on the diminishing balance of outstanding loan.
- v. Dividend is recognised as income when right to receive payment is established.
- vi. Profit/loss on the sale of investments is determined on the basis of the weighted average cost method.
- vii. Origination fees is recognised as income on signing of the binding term sheet by the client. Part of the origination fees is recognised upfront based on the management estimate and the balance fee is amortised over the tenure of the loan.
- viii. Management fees are recognised on accrual basis as per the terms of the agreement.
- ix. Syndication fee and other fees are recognised as income when a significant portion of the arrangement is completed.

**(j) Retirement and other employee benefits**

**Provident Fund**

All the employees of the Company are entitled to receive benefits under the Provident Fund, a defined contribution plan in which both the employee and the Company contribute monthly at a stipulated rate. The Company has no liability for future Provident Fund benefits other than its annual contribution and recognises such contributions as an expense, when an employee renders the related service.



**INDOSTAR CAPITAL FINANCE LIMITED**  
**NOTES FORMING PART OF THE CONSOLIDATED FINANCIAL STATEMENTS FOR THE HALF YEAR ENDED SEPTEMBER 30, 2017**

**Gratuity**

The Company provides for the gratuity, a defined benefit retirement plan covering all employees. The plan provides for lump sum payments to employees upon death while in employment or on separation from employment after serving for the stipulated year mentioned under 'The Payment of Gratuity Act, 1972'. The Company accounts for liability of future gratuity benefits based on an external actuarial valuation on projected unit credit method carried out for assessing liability as at the reporting date.

**Leave Encashment**

Short term compensated absences are provided for based on estimates. Long term compensated absences are provided for based on actuarial valuation. The actuarial valuation is done as per projected unit credit method as at the reporting date.

Actuarial gains/losses are immediately taken to Statement of profit and loss account and are not deferred.

Accumulated leave which is expected to be utilised within next 12 months is treated as short term compensated absences and the accumulated leave which are carried forward beyond 12 months are treated as long term compensated absences.

**(k) Income tax**

Tax expense comprises of current and deferred tax. Current income tax is measured at the amount expected to be paid to the tax authorities in accordance with the Income-tax Act, 1961 enacted in India. Deferred income taxes reflects the impact of current year timing differences between taxable income and accounting income for the year and reversal of timing differences of earlier years. Deferred tax is measured based on the tax rates and the tax laws enacted or substantively enacted at the balance sheet date. Deferred tax assets and deferred tax liabilities are offset, if a legally enforceable right exists to set off current tax assets against current tax liabilities and the deferred tax assets and deferred tax liabilities relate to the taxes on income levied by same governing taxation laws. Deferred tax assets are recognised only to the extent that there is reasonable certainty that sufficient future taxable income will be available against which such deferred tax assets can be realised. In situations where the company has unabsorbed depreciation or carry forward tax losses, all deferred tax assets are recognised only if there is virtual certainty supported by convincing evidence that they can be realised against future taxable profits.

At each balance sheet date the Company re-assesses unrecognised deferred tax assets. It recognises unrecognised deferred tax assets to the extent that it has become reasonably certain or virtually certain, as the case may be that sufficient future taxable income will be available against which such deferred tax assets can be realised.

The carrying amount of deferred tax assets are reviewed at each balance sheet date. The company writes-down the carrying amount of a deferred tax asset to the extent that it is no longer reasonably certain or virtually certain, as the case may be, that sufficient future taxable income will be available against which deferred tax asset can be realised. Any such write-down is reversed to the extent that it becomes reasonably certain or virtually certain, as the case may be, that sufficient future taxable income will be available.

MAT credit is recognised as an asset only when and to the extent there is convincing evidence that the company will pay normal income tax during the specified period. In the year in which the Minimum Alternative tax (MAT) credit becomes eligible to be recognized as an asset in accordance with the recommendations contained in guidance Note issued by the Institute of Chartered Accountants of India, the said asset is created by way of a credit to the profit and loss account and shown as MAT Credit Entitlement. The Company reviews the same at each balance sheet date and writes down the carrying amount of MAT Credit Entitlement to the extent there is no longer convincing evidence to the effect that Company will pay normal Income Tax during the specified period.

**(l) Segment reporting**

The Group is engaged in loan / financing activities. It operates in a single business and geographical segment.

**(m) Earnings per share**

Basic earnings per share is calculated by dividing the net profit or loss for the year/period attributable to equity shareholders (after deducting attributable taxes) by the weighted average number of equity shares outstanding during the year/period.

For the purpose of calculating diluted earnings per share, the net profit or loss for the period attributable to equity shareholders and the weighted average number of shares outstanding during the year/period are adjusted for the effects of all dilutive potential equity shares.

Partly paid equity shares, if any, are treated as a fraction of an equity share to the extent that they are entitled to participate in dividends relative to a fully paid equity share during the reporting period. The weighted average number of equity shares outstanding during the period is adjusted for events, if any, such as bonus issue, bonus element in a rights issue, share split, and reverse share split (consolidation of shares) that can change the number of equity shares outstanding, without a corresponding change in resources.

**(n) Provisions**

A provision is recognised when the Company has a present obligation as a result of past event; it is probable that outflow of resources will be required to settle the obligation, in respect of which a reliable estimate can be made. Provisions are not discounted to its present value and are determined based on best estimate required to settle the obligation at the balance sheet date. These are reviewed at each balance sheet date and adjusted to reflect the current best estimates.

**(o) Referral Fees**

Referral fees expenses to the distributors is amortised over the term of fund.

**(p) Cash and cash equivalents**

Cash and cash equivalents in the cash flow statement comprise cash on hand, cash at bank including deposits with original maturity of less than three months, cheques on hand and remittances in transit.

**(q) Borrowing costs**


Borrowing cost includes interest and are charged to Profit & Loss in the year/period in which they are incurred. Ancillary and other borrowing costs are amortised over the tenure of the underlying loan on straight line basis.

**(r) Employee stock compensation costs**

Measurement and disclosure of the employee share-based payment plans is done in accordance with Securities And Exchange Board Of India (Share Based Employee Benefits) Regulations, 2014 and the Guidance Note on Accounting for Employee Share-based Payments, issued by ICAI. In accordance with the Guidance Note on Accounting for Employee Share-based Payments, the cost of equity-settled transactions is measured using the intrinsic value method.

**(s) Contingent liabilities**

A contingent liability is a possible obligation that arises from past events whose existence will be confirmed by the occurrence or non-occurrence of one or more uncertain future events beyond the control of the Company or a present obligation that is not recognized because it is not probable that an outflow of resources will be required to settle the obligation. A contingent liability also arises in extremely rare cases where there is a liability that cannot be recognized because it cannot be measured reliably. The Company does not recognize a contingent liability but discloses its existence in the financial statements.





**INDOSTAR CAPITAL FINANCE LIMITED**  
**NOTES FORMING PART OF THE CONSOLIDATED FINANCIAL STATEMENTS FOR THE HALF YEAR ENDED SEPTEMBER 30, 2017**

**Note 3- Share capital**

(Amount in Rupees)

Particulars	As at September 30, 2017	As at March 31, 2017
	<b>Authorised</b> 9,00,00,000 (March 31, 2017: 9,00,00,000) Equity Shares of Rs.10/- each	90,00,00,000
	<b>90,00,00,000</b>	<b>90,00,00,000</b>
<b>Issued &amp; Subscribed</b> <b>Equity Shares</b> 7,86,79,259 (March 31, 2017: 7,83,61,799) equity shares of Rs. 10/- each fully paid up	78,67,92,590	78,36,17,990
<b>Total</b>	<b>78,67,92,590</b>	<b>78,36,17,990</b>

**a. Reconciliation of the equity shares outstanding at the beginning and at end of reporting period.**

Particulars	As at September 30, 2017		As at March 31, 2017	
	Numbers of shares	Amount in Rupees	Numbers of shares	Amount in Rupees
Shares outstanding at the beginning of the year	7,83,61,799	78,36,17,990	7,33,54,429	73,35,44,290
Issued during the year/period	3,17,460	31,74,600	50,07,370	5,00,73,700
<b>Shares outstanding at the end of the year/period</b>	<b>7,86,79,259</b>	<b>78,67,92,590</b>	<b>7,83,61,799</b>	<b>78,36,17,990</b>

**b. Terms/rights attached to equity shares**

The Company has only one class of equity shares having a par value of Rs. 10 per share. Each holder of equity shares is entitled to proportionate vote on basis of his contribution to fully paid up share capital.

In the event of liquidation of the Company, the holders of equity shares will be entitled to receive remaining assets of the Company, after distribution of all preferential amounts. The distribution will be in proportion to the proportionate amount of contribution made by the equity shareholder to the total equity share capital.

**c. Shares held by the holding company**

Name of the shareholders	As at September 30, 2017		As at March 31, 2017	
	No. of Shares	% holding in the class	No. of Shares	% holding in the class
Equity shares of Rs. 10/- each Indostar Capital (Mauritius) (Holding Company)	7,11,02,635	71,10,26,350	7,11,02,635	71,10,26,350

**d. Details of shareholders holding more than 5% shares in the Company**

Name of the shareholders	As at September 30, 2017		As at March 31, 2017	
	No. of Shares	% holding in the class	No. of Shares	% holding in the class
Equity shares of Rs. 10/- each Indostar Capital (Mauritius)	7,11,02,635	90.37%	7,11,02,635	90.74%

As per records of the Company, including its register of shareholders/members, the above shareholding represents legal and beneficial ownerships of shares.

**e. Shares reserved for issue under options**

For details of shares reserved for issue under the employee stock option (ESOP) plan of the company, please refer note 24.



*Handwritten signature/initials*

**INDOSTAR CAPITAL FINANCE LIMITED**

**NOTES FORMING PART OF THE CONSOLIDATED FINANCIAL STATEMENTS FOR THE HALF YEAR ENDED SEPTEMBER 30, 2017**

**Note 4- Reserves and Surplus**

*(Amount in Rupees)*

Particulars	As at September 30, 2017	As at March 31, 2017
<b>Securities Premium Account</b>		
Balance as per last account	10,24,67,57,611	8,79,52,66,108
Add: Received during the period	9,68,25,300	1,45,14,91,503
<b>Closing balance</b>	10,34,35,82,911	10,24,67,57,611
<b>Other Reserves</b>		
<b>Statutory reserve pursuant to Section 45-IC of The RBI Act, 1934</b>		
Balance as per last account	1,60,91,21,530	1,19,10,45,902
Add: Transfer from surplus balance in statement of profit and loss	-	41,80,75,629
<b>Closing balance</b>	1,60,91,21,530	1,60,91,21,531
<b>Statutory Reserve pursuant to Section 29C of the National Housing Bank Act, 1987</b>		
Balance as per last account	8,52,652	-
Add: Transfer from surplus balance in statement of profit and loss	-	8,52,652
<b>Closing balance</b>	8,52,652	8,52,652
<b>Capital Reserve (4,303,768 shares Rs.0.01 paid up per share forfeited on non-payment of call money and amount received transferred)</b>		
<b>Closing balance</b>	43,038	43,038
<b>Surplus in Statement of profit and loss</b>		
Balance as per last account	6,38,71,47,697	4,69,81,21,656
Add: Profit for the current year/period	1,10,44,07,914	2,10,79,54,322
<b>Less: Appropriations</b>		
Transfer to statutory reserve as per Section 45-IC of The RBI Act, 1934*	-	(41,80,75,629)
Transfer to statutory reserve as per Section 29C of the National Housing Bank (NHB) Act, 1987*	-	(8,52,652)
<b>Net surplus in the statement of profit and loss</b>	7,49,15,55,611	6,38,71,47,697
<b>Total</b>	<b>19,44,51,55,742</b>	<b>18,24,39,22,529</b>

\*Transfer of 20% of profit after tax to statutory reserves is made annually in accordance with the provisions of section 45-IC of the Reserve Bank of India Act, 1934 and section 29C of the NHB Act, 1987.



*RS*

**INDOSTAR CAPITAL FINANCE LIMITED**  
NOTES FORMING PART OF THE CONSOLIDATED FINANCIAL STATEMENTS FOR THE HALF YEAR ENDED SEPTEMBER 30, 2017

**Note 5 - Long term borrowings**

(Amount in Rupees)

Particulars	As at September 30, 2017		As at March 31, 2017	
	Non Current portion	Current maturities*	Non Current portion	Current maturities*
Term loans from banks (refer note (a) below)				
Secured	7,87,57,07,880	5,11,45,61,109	9,81,49,36,127	4,83,90,44,441
Redeemable non convertible debentures (refer note (b) below)				
Secured	4,45,98,97,744	4,05,00,00,000	9,29,11,84,186	1,92,22,73,237
Less: transferred to Other liabilities	-	(9,16,45,61,109)	-	(6,76,13,17,678)
<b>Total</b>	<b>12,33,56,05,624</b>	<b>-</b>	<b>19,10,61,20,313</b>	<b>-</b>

\*Amount disclosed under the head 'Other liabilities'

**(a) Term loan from banks (TL):**

Particulars - Bank Name	Rate of Interest	Repayment details	As at September 30, 2017		As at March 31, 2017	
			Non-Current portion	Current Maturities	Non-Current portion	Current Maturities
Axis Bank TL - IV	>=8.35%<10.50%	16-Quarterly repayments	37,50,00,000	12,50,00,000	-	-
Bank of Baroda Limited	>=8.35%<10.50%	16-Quarterly repayments	-	12,50,00,000	-	25,00,00,000
Bank of Baroda Limited - TL II	>=8.35%<10.50%	20-Quarterly repayments	20,00,00,000	20,00,00,000	30,00,00,000	20,00,00,000
Bank of India Limited	>=8.35%<10.50%	16-Quarterly repayments	-	18,75,00,000	-	37,50,00,000
Bank of India II	>=8.35%<10.50%	8 - Half yearly repayments	1,31,25,00,000	18,75,00,000	-	-
Canara Bank Limited - TL II	>=8.35%<10.50%	8 - Half yearly repayments	37,50,00,000	12,50,00,000	43,75,00,000	6,25,00,000
Corporation Bank Limited - TL II	>=8.35%<10.50%	9 - Half yearly repayments	10,00,00,002	6,66,66,666	13,33,33,335	6,66,66,666
Dena Bank - TL II	>=8.35%<10.50%	8 - Half yearly repayments	37,50,00,000	12,50,00,000	43,75,00,000	6,25,00,000
Federal Bank Limited - TL III	>=8.35%<10.50%	12-Quarterly repayments	19,99,99,999	26,66,66,668	33,33,33,332	26,66,66,668
ICICI Bank Limited - II	>=8.35%<10.50%	10-Quarterly repayments	-	10,00,00,000	-	30,00,00,000
IDBI Bank Limited	>=8.75%<10.75%	18 - Quarterly repayments	-	-	24,99,99,998	11,11,11,112
IDBI Bank Limited - II	>=8.35%<10.50%	16-Quarterly repayments	37,50,00,000	12,50,00,000	43,75,00,000	6,25,00,000
Indian Overseas Bank Limited	>=8.35%<10.50%	18-Quarterly repayments	11,11,11,117	22,22,22,223	22,22,22,221	22,22,22,223
ING Vysya Bank Limited - TL III	>=8.35%<10.50%	20-Quarterly repayments	27,50,00,000	20,00,00,000	37,50,00,000	20,00,00,000
Indian Bank	>=8.35%<10.50%	8 - Half yearly repayments	21,87,38,418	3,12,50,000	25,00,00,000	-
Kotak Mahindra Bank Limited - TL III	>=8.35%<10.50%	16-Quarterly repayments	6,25,00,000	25,00,00,000	18,75,00,000	25,00,00,000
Kotak Mahindra Bank Limited - TL IV	>=8.35%<10.50%	16-Quarterly repayments	43,75,00,000	25,00,00,000	56,25,00,000	25,00,00,000
Kotak Mahindra Bank - TL V	>=8.35%<10.50%	16-Quarterly repayments	37,50,00,000	12,50,00,000	-	-
Punjab National Bank - II	>=8.35%<10.50%	16-Quarterly repayments	27,50,00,000	13,75,00,000	34,37,50,000	13,75,00,000
SIDBI	>=8.35%<10.50%	20-Quarterly repayments	1,05,00,00,000	30,00,00,000	1,20,00,00,000	30,00,00,000
South Indian Bank Limited	>=8.35%<10.50%	18-Quarterly repayments	8,33,33,344	5,55,55,552	11,11,11,120	5,55,55,552
South Indian Bank - II	>=8.35%<10.50%	16-Quarterly repayments	14,06,25,000	6,25,00,000	17,18,75,000	6,25,00,000
State Bank of Bikaner and Jaipur Limited - II	>=8.75%<10.75%	8 - Half yearly repayments	-	-	56,25,00,000	18,75,00,000
State Bank of Hyderabad Limited - II	>=8.75%<10.75%	18-Quarterly repayments	-	-	61,11,11,121	22,22,22,220
State Bank of Hyderabad Limited - III	>=8.75%<10.75%	8 - Half yearly repayments	-	-	37,50,00,000	12,50,00,000
State Bank of India Limited - TL II	>=8.35%<10.50%	18-Quarterly repayments	77,77,00,000	44,44,00,000	99,99,00,000	44,44,00,000
State Bank of Mysore Limited - TL II	>=8.35%<10.50%	9 - Half yearly repayments	16,66,00,000	16,66,00,000	24,99,00,000	16,66,00,000
State Bank of Mysore Limited - TL III	>=8.35%<10.50%	9 - Half yearly repayments	27,76,00,000	11,12,00,000	33,32,00,000	11,12,00,000
State Bank of Patiala - II	>=8.75%<10.75%	9 - Half yearly repayments	-	-	55,52,00,000	22,24,00,000
<b>Total</b>			<b>7,87,57,07,880</b>	<b>4,11,45,61,109</b>	<b>9,81,49,36,127</b>	<b>4,83,90,44,441</b>

**Nature of Security:**

First pari-passu (with banks and financial institutions providing credit facilities to the Issuer) charge by way of hypothecation on the standard asset portfolio of receivable of Rs. 16,753,551,427/- (March 2017 Rs. 25,302,507,900/-)

**b) Non Convertible Debenture**

Privately placed Redeemable Non Convertible Debentures of Rs. 10,00,000/- each

Terms of repayment as on September 30, 2017

Redeemable within	As at September 30, 2017		As at March 31, 2017	
	Rate of Interest		Rate of Interest	
	Non-Current portion	Current Maturities	Non-Current portion	Current Maturities
Above 60 Months	15,00,00,000	-	15,00,00,000	-
48-60 Months	50,00,00,000	-	50,00,00,000	-
36-48 Months	1,00,00,00,000	-	1,00,00,00,000	-
24-36 Months	15,00,00,000	-	3,56,95,07,721	-
12-24 Months	2,65,98,97,744	-	4,07,16,76,465	-
0-12 Months	-	4,05,00,00,000	-	1,92,22,73,237
<b>Total</b>	<b>4,45,98,97,744</b>	<b>4,05,00,00,000</b>	<b>9,29,11,84,186</b>	<b>1,92,22,73,237</b>

**Nature of Security:**

1. Security is created in favour of the Debenture Trustee, as follows:

(i) first pari-passu (with banks and financial institutions providing credit facilities to the Issuer) charge on by way of hypothecation on the standard asset portfolio of receivables of Rs 8,926,358,893/- (March 2017: Rs 11,932,020,000/-); and

(ii) first pari-passu charge on immovable property situated at village Maharajpura of Kadi taluka, Mehsana district, Gujarat

2. Debentures may be bought back subject to applicable statutory and/or regulatory requirements, upon the terms and conditions as may be decided by the Company.



PR

**INDOSTAR CAPITAL FINANCE LIMITED**  
**NOTES FORMING PART OF THE CONSOLIDATED FINANCIAL STATEMENTS FOR THE HALF YEAR ENDED SEPTEMBER 30, 2017**

**Note 6- Other liabilities**

(Amount in Rupees)

Particulars	As at September 30, 2017		As at March 31, 2017	
	Non-Current	Current	Non-Current	Current
Unamortised fees	4,90,78,058	4,59,28,944	7,23,70,201	4,80,48,029
Interest accrued but not due on loans	-	32,03,78,350	-	76,15,03,118
Current maturities of long term debts (Refer note 5)	-	9,16,45,61,109	-	6,76,13,17,678
Book Overdraft	-	35,01,98,235	-	51,08,02,280
Employee benefits payable	-	11,47,67,934	-	16,83,58,844
Other liabilities (includes statutory liabilities)	-	35,31,19,323	-	8,74,44,891
<b>Total</b>	<b>4,90,78,058</b>	<b>10,34,89,53,895</b>	<b>7,23,70,201</b>	<b>8,33,74,74,840</b>

**Note 7- Provisions**

(Amount in Rupees)

Particulars	As at September 30, 2017		As at March 31, 2017	
	Non-Current	Current	Non-Current	Current
<b>For employee benefit</b>				
For gratuity	27,11,443	26,55,862	22,25,327	17,48,794
For leave encashment and availment	66,06,784	11,38,557	33,37,515	6,77,862
<b>For Others</b>				
For non-performing assets	15,82,25,669	-	10,78,24,670	-
For standard assets	13,79,44,533	3,97,58,087	15,60,93,693	5,09,68,235
For income tax (net of advance tax)	-	13,70,26,130	-	10,29,60,606
<b>Total</b>	<b>30,54,88,429</b>	<b>18,05,78,636</b>	<b>26,94,81,205</b>	<b>15,63,55,497</b>



*fr*

**INDOSTAR CAPITAL FINANCE LIMITED**  
**NOTES FORMING PART OF THE CONSOLIDATED FINANCIAL STATEMENTS FOR THE HALF YEAR ENDED SEPTEMBER 30, 2017**

**Note 8- Short term borrowing**

(Amount in Rupees)

Particulars	As at September 30, 2017	As at March 31, 2017
<b>Secured Loan</b>		
Bank overdraft *	25,00,87,346	94,74,72,808
<b>Unsecured Loan</b>		
Commercial papers		
i) From banks	1,50,00,00,000	50,00,00,000
ii) Other than banks	8,85,00,00,000	6,55,00,00,000
Less: Unamortised discount	(16,65,09,861)	(13,19,67,020)
	10,18,34,90,139	6,91,80,32,980
<b>Total</b>	<b>10,43,35,77,485</b>	<b>7,86,55,05,788</b>

\* Secured by First pari-passu charge by way of hypothecation on the standard asset portfolio



PS

**INDOSTAR CAPITAL FINANCE LIMITED**  
**NOTES FORMING PART OF THE CONSOLIDATED FINANCIAL STATEMENTS FOR THE HALF YEAR ENDED SEPTEMBER 30, 2017**

**Note 9- Fixed assets**

(Amount in Rupees)

Particulars	Property, Plant and Equipment					Intangible Assets		Total
	Land - Freehold*	Computers	Office Equipment	Furniture and Fixtures	Leasehold Improvement	Total	Software	
<b>Gross Block</b>								
As at March 31, 2016	15,05,100	1,62,09,055	43,05,750	40,33,883	3,17,72,509	5,78,26,297	49,30,003	6,27,56,300
Additions	-	2,23,62,356	59,49,401	5,18,507	1,98,69,320	4,86,99,584	2,51,51,038	7,38,50,622
Deletions	-	2,09,487	3,52,799	-	-	5,62,286	-	5,62,286
As at March 31, 2017	15,05,100	3,83,61,924	99,02,352	45,52,390	5,16,41,829	10,59,63,595	3,00,81,041	13,60,44,636
Additions	-	38,73,110	6,61,142	84,672	23,60,379	69,79,303	10,783	69,90,086
Deletions	-	-	-	-	-	-	-	-
As at September 30, 2017	15,05,100	4,22,35,034	1,05,63,494	46,37,062	5,40,02,208	11,29,42,898	3,00,91,824	14,30,34,722
<b>Depreciation</b>								
As at March 31, 2016	-	66,38,927	19,12,400	22,56,805	1,68,03,166	2,76,11,298	20,54,100	2,96,65,398
Additions	-	43,59,234	12,63,046	6,59,214	32,61,453	95,42,947	92,34,553	1,87,77,500
Deletions	-	1,09,133	3,01,469	-	-	4,10,602	-	4,10,602
As at March 31, 2017	-	1,08,89,028	28,73,977	29,16,019	2,00,64,619	3,67,43,643	1,12,88,653	4,80,32,296
Additions	-	45,37,253	10,25,737	2,33,839	37,07,424	95,04,253	47,79,377	1,42,83,630
Deletions	-	-	-	-	-	-	-	-
As at September 30, 2017	-	1,54,26,281	38,99,714	31,49,858	2,37,72,043	4,62,47,896	1,60,68,030	6,23,15,926
<b>Net Block</b>								
As at September 30, 2017	15,05,100	2,68,08,753	66,63,780	14,87,204	3,02,30,165	6,66,95,002	1,40,23,794	8,07,18,796
As at March 31, 2017	15,05,100	2,74,72,896	70,28,375	16,36,371	3,15,77,210	6,92,19,952	1,87,92,388	8,80,12,340

\*Mortgaged as security against Secured Non Convertible Debentures



*AS*

**INDOSTAR CAPITAL FINANCE LIMITED**  
**NOTES FORMING PART OF THE CONSOLIDATED FINANCIAL STATEMENTS FOR THE HALF YEAR ENDED SEPTEMBER 30, 2017**

**Note 10 - Non-current investments**

(Amount in Rupees)

Particulars	As at September 30, 2017			As at March 31, 2017		
	Face value	Quantity	Amount	Face value	Quantity	Amount
<b>Unquoted - Compulsorily Convertible Preference Share</b> GC Web Ventures Private Limited	150	862	3,99,75,250	150.00	862.00	3,99,75,250
<b>Other Investments</b> Pass through certificates - Firefinch CV IFMR Capital 2017	1	59,03,35,955	33,09,11,169	1	59,03,35,955	59,03,35,955
<b>Total</b>		<b>59,03,36,817</b>	<b>37,08,86,419</b>		<b>59,03,36,817</b>	<b>63,03,11,205</b>
<b>Aggregate Value of Quoted Investments</b>			-			-
Cost of acquisition			-			-
Market value			-			-



RS

**INDOSTAR CAPITAL FINANCE LIMITED**

**NOTES FORMING PART OF THE CONSOLIDATED FINANCIAL STATEMENTS FOR THE HALF YEAR ENDED SEPTEMBER 30, 2017**

**Note 11- Deferred tax assets (net)**

*(Amount in Rupees)*

Particulars	As at September 30, 2017	As at March 31, 2017
<b>Deferred tax asset created during the year/period</b>		
Fixed asset: Impact of difference between tax depreciation and depreciation /amortization charged for financial reporting period	2,63,096	(13,12,360)
Provision for standard assets	6,14,93,323	7,16,59,992
Origination fees unamortised	3,28,80,023	4,16,74,341
Provision for gratuity	18,45,882	13,75,364
Provision for leave encashment	25,60,762	13,89,642
Interest on the NPA Loans not accrued in books	3,20,73,135	3,20,73,135
Provision for non performing assets	5,47,58,740	3,73,15,962
<b>Total (A)</b>	<b>18,58,74,961</b>	<b>18,41,76,076</b>
<b>Deferred tax liability created during the year/period</b>		
Borrowing costs unamortised	(1,44,55,730)	(2,05,29,350)
<b>Total (B)</b>	<b>(1,44,55,730)</b>	<b>(2,05,29,350)</b>
<b>Net deferred tax asset (A-B)</b>	<b>17,14,19,231</b>	<b>16,36,46,726</b>



*Handwritten signature in blue ink.*



**INDOSTAR CAPITAL FINANCE LIMITED**  
**NOTES FORMING PART OF THE CONSOLIDATED FINANCIAL STATEMENTS FOR THE HALF YEAR ENDED SEPTEMBER 30, 2017**

**Note 12- Loans and advances**

(Amount in Rupees)

Particulars	As at September 30, 2017		As at March 31, 2017	
	Non Current portion	Current portion	Non Current portion	Current portion
<b>Secured, considered good</b>				
Hypothecation loans	18,94,86,74,221	3,76,33,75,695	22,60,27,78,828	3,15,65,85,191
Debentures	13,61,86,11,069	3,81,06,69,426	14,01,39,86,170	2,64,88,94,750
Short term loans	-	20,00,00,000	-	-
<b>Secured, considered doubtful</b>				
Hypothecation loans	86,38,56,684	-	72,73,35,794	-
<b>Unsecured, considered good</b>				
Hypothecation loans	-	-	-	75,00,00,000
Debentures	1,90,00,00,000	65,00,00,000	1,90,00,00,000	65,00,00,000
Short term loans	-	1,08,00,00,000	-	5,00,00,00,000
Security Deposits	5,07,36,078	-	2,55,07,954	-
Advances recoverable in cash or in kind or for value to be received	-	1,72,03,099	-	1,46,83,137
Prepaid expenses	4,22,63,222	5,18,73,743	6,12,98,976	5,29,59,389
Service tax (Including Input credit)	-	-	-	22,29,122
<b>Total</b>	<b>35,42,41,41,274</b>	<b>9,57,31,21,963</b>	<b>39,33,09,07,722</b>	<b>12,27,53,51,589</b>

**Note 13- Other current assets**

(Amount in Rupees)

Particulars	As at September 30, 2017		As at March 31, 2017	
	Non Current portion	Current portion	Non Current portion	Current portion
Interest accrued on investments	-	12,36,00,410	-	-
Interest accrued but not due on loans	-	45,02,90,648	-	50,64,37,790
Interest accrued on fixed deposits with banks	-	51,90,085	-	23,52,288
<b>Total</b>	<b>-</b>	<b>57,90,81,143</b>	<b>-</b>	<b>50,87,90,078</b>



PS

**INDOSTAR CAPITAL FINANCE LIMITED**

**NOTES FORMING PART OF THE CONSOLIDATED FINANCIAL STATEMENTS FOR THE HALF YEAR ENDED SEPTEMBER 30, 2017**

**Notes 14- Cash and bank balances**

*(Amount in Rupees)*

Particulars	As at September 30, 2017	As at March 31, 2017
<b>Cash and cash equivalents</b>		
i) Cash on hand	24,125	27,486
ii) Balances with scheduled banks in:		
Current accounts	43,19,56,930	46,92,71,256
Deposits with original maturity of less than three months	17,76,00,000	10,20,00,000
<b>Other bank balances</b>		
Deposits with original maturity of more than three months but less than twelve months	8,00,00,000	8,00,00,000
<b>Total</b>	<b>68,95,81,055</b>	<b>65,12,98,742</b>



62

**INDOSTAR CAPITAL FINANCE LIMITED**  
**NOTES FORMING PART OF THE CONSOLIDATED FINANCIAL STATEMENTS FOR THE HALF YEAR ENDED SEPTEMBER 30, 2017**

**Note 15 - Current investments**

(Amount in Rupees)

Particulars	As at September 30, 2017		As at March 31, 2017	
	Quantity	Amount	Quantity	Amount
<b>Investments in Mutual funds (At Net Asset Value)</b>				
UTI Money Market Fund - Growth	2,65,326.63	50,01,97,614	-	-
Axis Liquid Fund- Growth	81,976.61	15,27,59,163	-	-
L&T Liquid Fund - Growth	65,120.72	15,00,27,540	-	-
BOI AXA Liquid Fund - Direct- Growth	1,29,156.56	25,00,87,078	-	-
DHFL Pramerica Insta Cash Plus Fund - Growth	11,45,173.14	25,00,42,715	-	-
Mirae Asset Cash Management Fund - Direct - Growth	28,210.80	5,00,09,329	-	-
BNP Paribas Overnight Fund - Direct - Growth	96,881.54	25,00,45,331	-	-
Kotak Liquid Scheme - Plan A - DDR	-	-	7,52,869.49	92,06,16,347
<b>Other Investments</b>				
Pass through certificates - Venus SBL IFMR Capital 2017	31,87,55,435	5,61,37,934	31,87,55,435	31,87,55,435
<b>Investment in Bonds</b>				
8.85% HDFC Bank Ltd (Perpetual)	1,350	1,37,20,44,300	-	-
8.55% ICICI Bank Ltd (Perpetual)	500	49,81,09,500	-	-
9.20% ICICI Bank Ltd (Perpetual)	500	51,02,42,250	-	-
9.00% State Bank of India (Perpetual)	800	81,89,25,500	-	-
8.39% State Bank of India (Perpetual)	500	50,33,31,000	-	-
8.75% State Bank of India (Perpetual)	50	5,08,98,200	-	-
10.20% RBL Tier II	1,500	1,57,26,67,500	-	-
<b>Total</b>		<b>6,98,55,24,954</b>		<b>1,23,93,71,782</b>
<b>Aggregate Value of Quoted Investments</b>				
Cost of acquisition		5,32,62,18,250		-
Market value		5,39,38,84,000		-
<b>Aggregate Value of Unquoted Investments</b>				
Cost of acquisition		1,65,88,37,933		1,23,87,55,435



*Handwritten signature or initials.*

**INDOSTAR CAPITAL FINANCE LIMITED**  
**NOTES FORMING PART OF THE CONSOLIDATED FINANCIAL STATEMENTS FOR THE HALF YEAR ENDED**  
**SEPTEMBER 30, 2017**

**Note 16- Revenue from operations**

*(Amount in Rupees)*

Particulars	For the half year ended September 30, 2017
<b>Interest income on:</b>	
- Loan portfolio	3,29,37,28,611
- Deposits with banks	85,62,806
- Investments in PTCs	3,20,41,242
- Debt instruments	9,92,29,725
<b>Other financial services:</b>	
- Origination fees & other charges	25,13,56,094
- Syndication & other fees	7,30,40,859
<b>Total</b>	<b>3,75,79,59,337</b>

**Note 17- Other income**

*(Amount in Rupees)*

Particulars	For the half year ended September 30, 2017
Dividend income	5,72,381
Profit on sale of investments	3,98,63,201
Miscellaneous income	12,399
<b>Total</b>	<b>4,04,47,981</b>

**Note 18- Employee benefit expenses**


*(Amount in Rupees)*

Particulars	For the half year ended September 30, 2017
Salaries, other allowances and bonus	33,51,79,208
Gratuity expenses	11,81,646
Leave encashment	41,33,171
Contribution to provident and other funds	59,05,579
Staff welfare expenses	44,34,060
<b>Total</b>	<b>35,08,33,664</b>

**Note 19- Finance cost**

*(Amount in Rupees)*

Particulars	For the half year ended September 30, 2017
<b>Interest expense on</b>	
Debtures	51,02,97,199
Deposits from clients	-
Loans from banks	62,98,76,651
Commercial paper	33,36,26,658
Security deposits	52,19,081
<b>Other borrowing costs</b>	
Processing charges on loans	1,85,99,965
Bank charges & other related costs	1,47,60,919
<b>Total</b>	<b>1,51,23,80,473</b>



**INDOSTAR CAPITAL FINANCE LIMITED**  
**NOTES FORMING PART OF THE CONSOLIDATED FINANCIAL STATEMENTS FOR THE HALF YEAR ENDED**  
**SEPTEMBER 30, 2017**

**Note 20- Other expenses**

*(Amount in Rupees)*

Particulars	For the half year ended September 30, 2017
Rent	2,67,77,516
Rates & taxes	50,49,729
Printing and stationery	6,76,491
Travelling & conveyance	58,25,364
Advertisement	43,530
Business Promotion	7,16,834
Conference charges	16,683
Commission & brokerage	6,73,35,516
Office expenses	1,27,14,906
Directors' sitting fees	27,81,100
Insurance	19,90,537
Communication expenses	26,77,000
Payment to auditor	
- Audit fees	13,78,242
- Tax audit fees	1,90,750
- Certification	3,24,750
CSR expenses	52,00,002
Legal & professional charges	4,61,84,360
Membership & subscriptions	34,20,116
<b>Total</b>	<b>18,33,03,426</b>

**Note 21- Provisions and write off**

*(Amount in Rupees)*

Particulars	For the half year ended September 30, 2017
Provision for standard assets	(2,93,59,308)
Provision for non-performing assets	5,04,00,999
Debts written off	1,49,27,280
<b>Total</b>	<b>3,59,68,971</b>



*(Handwritten signature)*

**INDOSTAR CAPITAL FINANCE LIMITED**

**NOTES FORMING PART OF THE CONSOLIDATED FINANCIAL STATEMENTS FOR THE HALF YEAR ENDED SEPTEMBER 30, 2017**

**Note 22- Earnings per share**

*(Amount in Rupees  
except for no. of equity  
shares)*

Particulars	For the half year ended September 30, 2017
Net Profit after tax as per Statement of profit and loss (Amount in Rupees) (A)	1,10,44,07,914
Weighted average number of equity shares for calculating Basic EPS (B)	7,86,15,073
Weighted average number of equity shares for calculating Diluted EPS (C)	8,71,87,134
Basic earnings per equity share (in Rupees) (Face value of Rs. 10/- per share) (A) / (B)	14.05
Diluted earnings per equity share (in Rupees) (Face value of Rs. 10/- per share) (A) / (C)	12.67

Particulars	For the half year ended September 30, 2017
Weighted average number of equity shares for calculating Basic EPS	7,86,15,073
Add: Weighted number of equity shares under options	85,72,061
Weighted average number of equity shares in calculating Diluted EPS	8,71,87,134



*Pr*

**INDOSTAR CAPITAL FINANCE LIMITED**  
**NOTES FORMING PART OF THE CONSOLIDATED FINANCIAL STATEMENTS FOR THE HALF YEAR ENDED SEPTEMBER 30, 2017**

**Note 23 - Gratuity and other post-employment benefit plans:**

The Group has an funded defined benefit gratuity plan for ICFL and unfunded defined benefit gratuity plan for IHFPL. Every employee who has completed five years or more of service is eligible for a gratuity on separation at 15 days basic salary (last drawn salary) for each completed year of service.

Based on AS 15 'Employee Benefits' notified under Section 133 of the Companies Act 2013, read together with paragraph 7 of the Companies (Accounts) Rules 2014, the following disclosures have been made as required by the standard:

**Profit and loss account**

Particulars	(Amount in Rupees)	
	For the half year ended September 30, 2017	
Current service cost		9,08,017
Interest cost on benefit obligation		2,10,244
Expected return on plan assets		(1,00,204)
Net actuarial (gain) / loss recognised in the year		11,63,589
Past service cost		-
Adjustment in respect of interest not credited in the previous year		-
<b>Net benefit expense</b>		<b>21,81,646</b>
Actual return on plan assets		88,317

**Balance sheet**

Particulars	(Amount in Rupees)	
	As at September 30, 2017	As at March 31, 2017
<b>Details of Provision for gratuity</b>		
<b>Change in Fair Value of Assets</b>		
Opening value of plan assets	26,12,811	33,42,511
Transfer in/(out) plan assets	-	-
Expected return	1,00,204	3,01,012
Actuarial gain/(loss)	(11,887)	(30,712)
Assets distributed on settlements	-	-
Contributions by employer	-	-
Assets acquired in an amalgamation in the nature of purchase	-	-
Exchange differences on foreign plans	-	-
Benefits paid	(2,50,000)	(10,00,000)
<b>Closing value of plan assets</b>	<b>24,51,128</b>	<b>26,12,811</b>
Defined benefit obligation	(78,18,433)	(65,86,932)
Fair value of plan assets	24,51,128	26,12,811
Less: Unrecognised past service cost	-	-
<b>Net Liability</b>	<b>(53,67,305)</b>	<b>(39,74,121)</b>

**Changes in the present value of the defined benefit obligation are as follows:**

Particulars	(Amount in Rupees)	
	As at September 30, 2017	As at March 31, 2017
Opening defined benefit obligation	65,86,932	51,87,432
Interest cost	2,10,244	3,89,148
Current service cost	9,08,017	14,29,946
Benefits paid	(10,38,462)	(12,50,000)
Actuarial (gains) / losses on obligation	11,51,702	8,30,406
<b>Closing defined benefit obligation</b>	<b>78,18,433</b>	<b>65,86,932</b>

**The major categories of plan assets as a percentage of the fair value of total plan assets are as follows:**

Particulars	As at September 30, 2017	As at March 31, 2017
Investments with insurer	100%	100%

**The principal assumptions used in determining gratuity obligations for the Company's plan are shown below:**

Particulars	As at September 30, 2017	As at March 31, 2017
Discount Rate	6.85%	7.10%
Expected Return on Plan Assets	6.85%	7.10%
Increase in compensation cost	6.00%	6.00%
Withdrawal Rates	10% at younger ages reducing to 6% at older ages	10% at younger ages reducing to 6% at older ages

The estimates of future salary increases, considered in actuarial valuation, are on account of inflation, seniority, promotion and other relevant factors, such as supply and demand in the employment market.

The expected rate of return on plan assets is based on actuarial expectation of the average long term return expected on investments of the fund during the estimated term of the obligation.

**Amounts for the Current and previous four years are as follows:**

Particulars	(Amount in Rupees)				
	As at September 30, 2017	As at March 31, 2017	As at March 31, 2016	As at March 31, 2015	As at March 31, 2014
Defined benefit obligation	78,18,433	65,86,932	51,87,432	40,77,761	22,77,797
Plan assets	24,51,128	26,12,811	33,42,511	30,73,573	20,15,432
Surplus / (deficit)	(53,67,305)	(39,74,121)	(18,44,921)	(10,04,188)	(2,62,365)
Experience adjustments on plan liabilities	10,28,085	5,39,056	(16,82,888)	26,861	(6,32,462)
Experience adjustments on plan assets	11,887	30,712	64,678	30,626	12,284



**INDOSTAR CAPITAL FINANCE LIMITED**  
**NOTES FORMING PART OF THE CONSOLIDATED FINANCIAL STATEMENTS FOR THE HALF YEAR ENDED SEPTEMBER 30, 2017**

**Note 24- Employee stock option plans**

The company provides share-based employee benefits to the employees of the Company, the Holding Company or Subsidiary Company working in India or outside India, the Director, whether in India or outside India, including the Director of the Company, the Holding Company or a Subsidiary Company, such other entities or individuals as may be permitted by Applicable Laws and any of the aforesaid Employees who are on deputation at the request of the Company and During the period ended 30 September 2017, an employee stock option plan (ESOP) was in existence. The relevant details of the scheme and the grant are as below.

The Board of Directors approved the share based employee benefits i.e. issue of stock options to the key employees and directors of the company under three schemes viz. ESOP Plan 2012, ESOP Plan 2016, ESOP Plan 2017 in their Meetings held on 20 June 2012, 11 April 2016, 21 September 2016 and 18 April 2017 respectively. According to the Schemes, the employees selected by the Nomination and remuneration committee from time to time will be entitled to options, subject to satisfaction of the prescribed vesting conditions. The contractual life (comprising the vesting period and the exercise period) of options granted is 5 years.

Other relevant terms of the grant are as follows	Terms
Vesting period	5 years
Exercise period	4 years from the date of vesting
Expected life	5 years
Market price	NIL

The details of activity under various ESOP Schemes are summarized below:

Particulars	ESOP Plan 2012		ESOP Plan 2012		ESOP Plan 2012		ESOP Plan 2012		ESOP Plan 2016		ESOP Plan 2016		ESOP Plan 2016		ESOP Plan 2016		ESOP Plan 2016		ESOP Plan 2016		ESOP Plan 2016		
	Tranche I	Tranche II	Tranche III	Tranche IV	Tranche V	Tranche VI	Tranche I	Tranche II	Tranche III	Tranche IV	Tranche II	Tranche I	Tranche II	Tranche III	Tranche IV	Tranche V	Tranche I	Tranche II	Tranche III	Tranche IV	Tranche V	Tranche VI	
Date of grant	21-Aug-12	18-Feb-13	28-Mar-13	14-Aug-13	23-Apr-14	15-May-15	16-May-16	16-May-16	16-May-16	19-Oct-16	04-Nov-16	22-Mar-17	18-May-17	18-May-17	18-May-17	18-May-17	18-May-17	18-May-17	18-May-17	18-May-17	18-May-17	26-Jul-17	26-Jul-17
Number of option granted	2,03,000	3,00,000	20,000	10,000	6,66,000	6,02,254	24,98,036	15,000	25,000	23,70,000	20,000	1,50,000	2,25,000	2,25,000	2,25,000	2,25,000	14,28,500	14,28,500	14,28,500	14,28,500	14,28,500	70,000	2,50,000
Number of option exercised	3,400	-	200	10,000	38,700	-	2,87,253	5,000	25,000	20,000	20,000	1,50,000	2,25,000	2,25,000	2,25,000	14,28,500	14,28,500	14,28,500	14,28,500	14,28,500	25,000	45,000	2,50,000
Number of option cancelled	37,900	-	-	-	6,26,830	6,02,254	22,10,777	10,000	25,000	23,50,000	20,000	1,50,000	2,25,000	2,25,000	2,25,000	14,28,500	14,28,500	14,28,500	14,28,500	14,28,500	14,28,500	70,000	2,50,000
Number of option outstanding	1,61,900	99,800	4.0	NA	92.16	105.67	82.87	108.11	90.32	119.65	119.91	139.36	163.34	163.34	163.34	176.43	176.43	176.43	176.43	176.43	176.43	176.43	176.43
Weighted average remaining contractual life (in years)	3.5	4.0	NA	NA	92.16	105.67	82.87	108.11	90.32	119.65	119.91	139.36	163.34	163.34	163.34	176.43	176.43	176.43	176.43	176.43	176.43	176.43	176.43
Weighted average fair value of options granted (Rs)	99.63	102.52	91.11	145.10	149.37	225.00	225.00	225.00	225.00	225.00	225.00	300.00	300.00	300.00	300.00	315.00	315.00	315.00	315.00	315.00	315.00	315.00	328.00
Weighted Average Exercise Price (Rs)	140.00	145.00	145.10	147.24	149.37	225.00	225.00	225.00	225.00	225.00	225.00	300.00	300.00	300.00	315.00	315.00	315.00	315.00	315.00	315.00	315.00	315.00	328.00

The range of exercise prices for options outstanding at the end of the year was Rs 140.00 to Rs 328.00 (31 March 2017: Rs 140.00 to Rs 300.00).

The Black-Scholes valuation model has been used for computing the weighted average fair value considering the following inputs:

Particulars	ESOP Plan 2012		ESOP Plan 2012		ESOP Plan 2012		ESOP Plan 2012		ESOP Plan 2016		ESOP Plan 2016		ESOP Plan 2016		ESOP Plan 2016		ESOP Plan 2016		ESOP Plan 2016		ESOP Plan 2016		
	Tranche I	Tranche II	Tranche III	Tranche IV	Tranche V	Tranche VI	Tranche I	Tranche II	Tranche III	Tranche IV	Tranche II	Tranche I	Tranche II	Tranche III	Tranche IV	Tranche V	Tranche I	Tranche II	Tranche III	Tranche IV	Tranche V	Tranche VI	
Dividend yield (%)	0%	0%	0%	0%	0%	0%	0%	0%	0%	0%	0%	0%	0%	0%	0%	0%	0%	0%	0%	0%	0%	0%	0%
Expected volatility	0.5811	0.5765	0.5709	0.5671	0.5733	0.4300	0.4300	0.4200	0.4300	0.4200	0.4200	0.4200	0.4200	0.4200	0.4400	0.4400	0.4300	0.4300	0.4300	0.4300	0.4300	0.4400	0.4400
Risk-free interest rate	8%	8%	8%	8%	8%	7.39%	7.39%	7.64%	7.44%	6.83%	6.83%	6.96%	6.96%	6.96%	7.03%	7.03%	7.29%	7.29%	7.29%	7.29%	7.29%	7.29%	7.29%
Weighted average share price (Rs)	140.00	145.00	145.10	147.24	149.37	225.00	225.00	225.00	225.00	225.00	225.00	300.00	300.00	300.00	300.00	315.00	315.00	315.00	315.00	315.00	315.00	315.00	328.00
Exercise price (Rs)	140.00	145.00	145.10	147.24	149.37	225.00	225.00	225.00	225.00	225.00	225.00	300.00	300.00	300.00	315.00	315.00	315.00	315.00	315.00	315.00	315.00	315.00	328.00
Expected life of options granted in years	4	4	4	NA	NA	5	3	3	3	3	5	5	5	5	5	5	5	5	5	5	5	6	6

The expected life of the stock is based on historical data and current expectations and is not necessarily indicative of exercise patterns that may occur. The expected volatility reflects the assumption that the historical volatility over a period similar to the life of the options is indicative of future trends, which may also not necessarily be the actual outcome.

The company measures the cost of ESOP using the intrinsic value method. Had the company used the fair value model to determine compensation, its profit after tax and earnings per share as reported would have changed to the amounts indicated below:

Particulars	For the half year ended
	September 30, 2017
Profit after tax as reported	1,10,44,07,914
Add: ESOP cost using the intrinsic value method	-
Less: ESOP cost using the fair value method	8,55,48,075
<b>Proforma profit after tax</b>	<b>1,01,88,59,839</b>
Earnings Per Share	
- Basic	14.05
- As reported	12.96
- Proforma	12.67
- Diluted	11.69
- As reported	11.69
- Proforma	11.69



AL



**INDOSTAR CAPITAL FINANCE LIMITED**  
**NOTES FORMING PART OF THE CONSOLIDATED FINANCIAL STATEMENTS FOR THE HALF YEAR ENDED SEPTEMBER 30, 2017**

**Note 25 - Related party disclosure**

**Names of related parties where control exists irrespective of whether transactions have occurred or not:**

Holding Company	Indostar Capital (Mauritius)
-----------------	------------------------------

**Names of other related parties:**

Key Managerial Personnel	R. Sridhar - Executive Vice-Chairman & CEO Vimal Bhandari - MD & CEO (till April 30, 2017) Shailesh Shirali - Wholetime Director
--------------------------	--

**I. Related party with whom transactions have taken place during the period**

*(Amount in Rupees)*

Name of related party & nature of relationship	Particulars	For the half year ended September 30, 2017
Key managerial personnel R. Sridhar	Investment in share capital	31,74,600
	Securities premium	9,68,25,300
	Remuneration paid	1,31,25,264
	Expenses reimbursed	95,944
Vimal Bhandari	Remuneration paid	36,02,195
	Expenses reimbursed	76,431
Shailesh Shirali	Remuneration paid	1,22,95,986

**II. Balance as at period end**

*(Amount in Rupees)*

Name of related party & nature of relationship	Particulars	As at September 30, 2017	As at March 31, 2017
Holding Company Indostar Capital (Mauritius)	Investment in share capital	71,10,26,350	71,10,26,350
	Securities premium	8,53,23,16,200	8,53,23,16,200
Key managerial personnel R. Sridhar	Investment in share capital	31,74,600	-
	Securities premium	9,68,25,300	-
Vimal Bhandari	Investment in share capital	43,14,580	43,14,580
	Securities premium	5,17,74,960	5,17,74,960
Shailesh Shirali	Investment in share capital	26,36,150	26,36,150
	Securities premium	3,16,33,800	3,16,33,800



PS

**INDOSTAR CAPITAL FINANCE LIMITED**  
**NOTES FORMING PART OF THE CONSOLIDATED FINANCIAL STATEMENTS FOR THE HALF YEAR ENDED SEPTEMBER 30, 2017**

**Note 26- Contingent liabilities and Commitments**

(Amount in Rupees)

Particulars	As at September 30, 2017	As at March 31, 2017
<b>Contingent liabilities:</b>		
Corporate guarantee given by Company to banks	57,18,00,000	62,90,80,000
Pending Litigation with Income Tax Authorities	-	-
<b>Capital and other commitments:</b>		
Estimated amount of contracts remaining to be executed on capital account	10,32,27,860	-
Loans sanctioned not yet disbursed	6,44,97,96,591	3,12,44,04,852

**Note 27- Leases**

**In case of assets taken on lease**

The Company has taken various office premises under operating lease. The lease payments recognized in the statement of profit & loss are Rs. 26,777,516. The non-cancellable operating lease agreements are for a period of 36 months, 60 months and 108 months. There are no restrictions imposed by lease arrangements. There are no sub leases.

The future minimum lease payments in respect of non-cancellable operating lease as at the balance sheet date are summarized below :

(Amount in Rupees)

Particulars	As at September 30, 2017	As at March 31, 2017
<b>Minimum Lease Payments:</b>		
Not later than one year	5,35,17,704	5,22,70,004
Later than one year but not later than five years	19,52,02,005	16,91,09,622
Later than five years	48,35,567	-

**Note 28 - Dues to Micro, Small and Medium enterprises as per MSMED Act, 2006**

There are no amounts that need to be disclosed in accordance with the Micro Small and Medium Enterprise Development Act, 2006 (the 'MSMED') pertaining to micro or small enterprises, as no supplier has intimated the Company about its status as micro or small enterprises or its registration with the appropriate authority under MSMED.

(Amount in Rupees)

Particulars	As at September 30, 2017	As at March 31, 2017
The principal amount remaining unpaid to supplier as at the end of the year	-	-
The interest due thereon remaining unpaid to supplier as the end of the year	-	-
The amount of interest paid in terms of Section 16, along with the amount of payment made to the supplier beyond the appointment day during the year	-	-
The amount of interest due and payable for the year of delay in making payment (which have been paid but beyond the appointed day during the year) but without adding the interest specified under this Act	-	-
The amount of interest accrued during the year and remaining unpaid at the end of the year	-	-
The amount of further interest remaining due and payable even in the succeeding years, until such date when the interest dues as above are actually paid to the small enterprise for the purpose of disallowance as a deductible expenditure under section 23 of the Micro Small and Medium Enterprise Development Act, 2006	-	-

**Note 29- Previous years comparative**

This being the first occasion of presentation of interim financial statements in accordance with AS 25 'Interim Financial Reporting', comparable statement of profit and loss and cash flow statement for the six month period ended September 30, 2016 has not been presented, in accordance with the transitional provision under AS 25.



PS


**INDOSTAR CAPITAL FINANCE LIMITED**  
**NOTES FORMING PART OF THE CONSOLIDATED FINANCIAL STATEMENTS FOR THE HALF YEAR ENDED SEPTEMBER 30, 2017**


**Note 30- Previous years comparative**

Previous year / periods figures have been regrouped / rearranged, wherever considered necessary, to conform with Current year / periods presentation.

As per our report of even date

For S R Batliboi & Co LLP  
ICAI Firm Registration No. 301003E/E300005  
Chartered Accountants

  
per Jayesh Gandhi  
Partner  
Membership No. 037924



For and on behalf of the Board of Directors of  
IndoStar Capital Finance Limited

  
R. Sridhar  
Executive Vice-Chairman & CEO  
DIN: 00136697

  
Dhanpal Javeri  
Chairman  
DIN: 02018124

  
Pankaj Thapar  
Chief Financial Officer

  
Jitendra Bhat  
Company Secretary

Place: Mumbai  
Date: February 05, 2018

Place: Mumbai  
Date: February 05, 2018



